



Datasheet

Version 1.0
Updated 12/05/26





Contents

01 Safety	2
02 At a Glance	3
03 Specifications	4
04 Performance	5
05 Ordering Options	7
10 Built by Hargrave	8
11 Revisions	9
12 Disclaimer	9

01 Safety

This is not the sort of safety page you skip! We take the utmost care in development and assurance of our products, but electric motors have inherent risk. Used improperly, there is risk of fire, serious injury and damage to property. Please read this datasheet carefully prior to integration.



The maximum temperature of the external components can reach 150°C during continuous operations, posing a significant burn risk.



Ingress protection for the Semi-Enclosed version is IP23. Exposure to significant moisture or water ingress may reduce the operational life of the motor. The motor is not designed for submersion and should not be exposed to direct high-pressure water spray



Do not attempt to disassemble or modify the HT8. Doing so will void your warranty and more importantly, can cause damage that results in a failure.



Running the motor above 10000 RPM for extended periods of time may result in a reduced lifetime.



Never exceed the rated voltage of the motor, doing so can result in premature failure.



HT8 is a high-performance motor engineered for demanding UAS applications, optimized for efficiency, thermal stability and reliable output under load.

Built on a decade of experience in ESC and power system development, HT8 is ready to propel the next generation of UAS to new heights.

The following datasheet is based on the semi-enclosed version of the HT8 motor.

02 At a Glance



12 - 14 S

INPUT
VOLTAGE



23 A

CONTINUOUS
CURRENT



HRE Free

MAGNETS



280 g

TOTAL WEIGHT



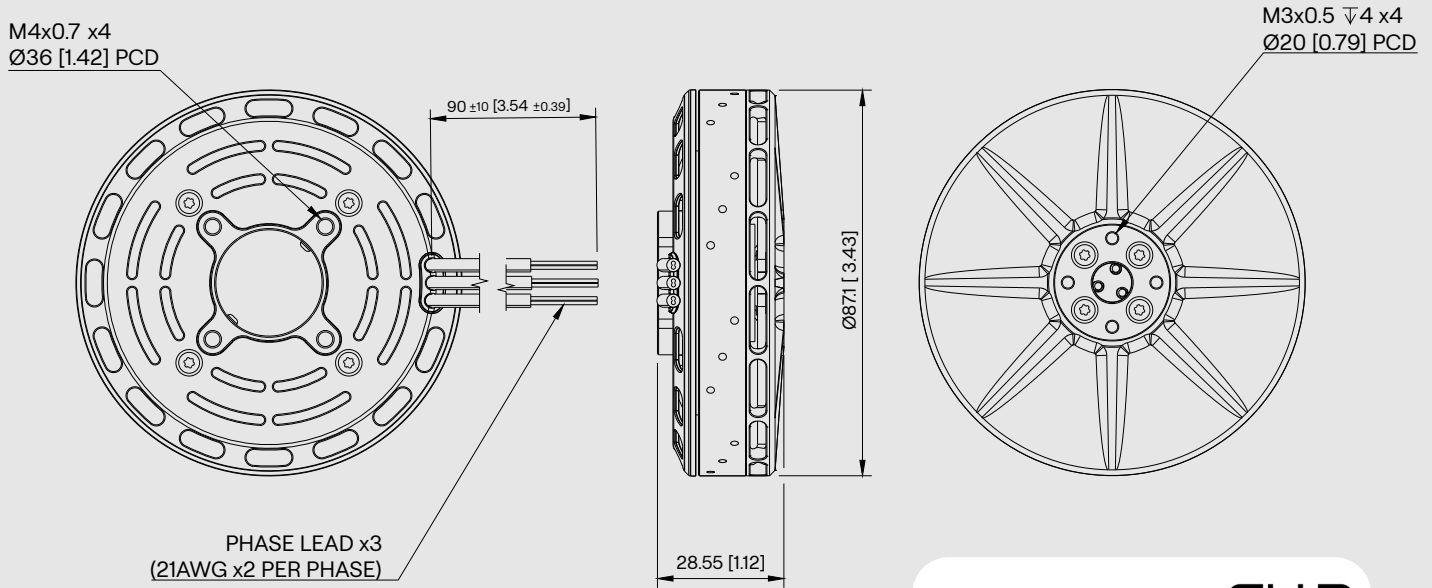
2000+

HOUR LIFETIME



10.6 kg

PEAK THRUST



All dimensions in mm [inches].

Looking for the CAD?
 Click below to find the new HT8 CAD:
hrgve.tech/HT8_CAD

03 Specifications

PARAMETER (UNIT)	VALUE	NOTES
Dimensions (mm)	Ø 87.1 x 28.55 [Ø 3.43 x 1.12 in]	—
Overall Weight (g)	280 [9.88 oz]	Including cables.
Nominal Voltage (V)	48 - 60 [12 - 14 S]	—
Resistance (mΩ)	135	± 5%.
No Load Speed (RPM)	6000	14 S.
No Load Current (A)	1.2	—
KV	100	No Load.
Nominal Speed (RPM)	3250	—
Nominal Current (A)	23	180 seconds.
Nominal Torque (Nm)	2.3	180 seconds.
Max Continuous Temperature (°C)	180	—
Stator Slots	36	—
Rotor Poles	42	—
Bearings	61901 SKF	—
Magnets	High Temperature HRE Free	—
Lead Cable (mm)	90	± 10 mm.
IP Rating	IP23	—
Copper Wire	Grade 2 200°C	—
Stator HiPot Test	1200 VAC 5 Sec	max 5 mA.
# of Phases	3	—
Recommended Propeller Size (in)	28 x 9.4	—



04 Performance

PROPELLER

PARAMETER (UNIT)	VALUE
Diameter (in)	28 [711.2 mm]
Pitch (in)	9.4 [238.8 mm]
Weight (g)	76

TESTING CONDITIONS

PARAMETER (UNIT)	VALUE
ESC	microDRIVE LP
Control Algorithm	Trapezoidal
DC Bus Voltage (V)	52
Ambient Temperature (°C)	20 [68°F]
Starting Motor Temperature (°C)	80 [176°F]

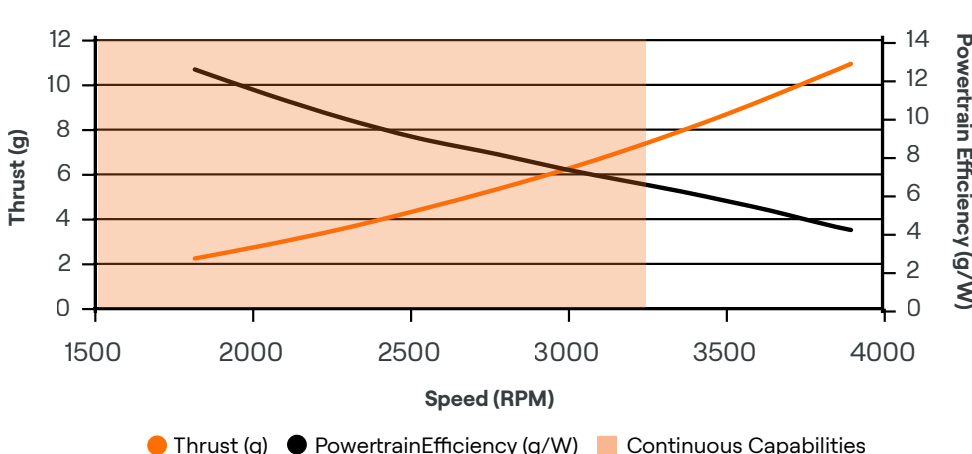
CONTINUOUS PERFORMANCE

PARAMETER (UNIT)	VALUE
Thrust (kg)	7
Speed (RPM)	3250
Current (A)	23
Torque (Nm)	2.3
Min Duration (sec)	180

PEAK PERFORMANCE

PARAMETER (UNIT)	VALUE
Thrust (kg)	10.6
Speed (RPM)	3850
Current (A)	49
Torque (Nm)	3.5
Max Duration (sec)	10

Throttle (%)	Speed (RPM)	Thrust (g)	Torque (Nm)	DC Current (A)	Electrical Power (W)	Mechanical Power (W)	Powertrain Efficiency (g/W)
40%	1822	2.24	0.76	3.46	179.44	145.41	12.47
45%	2056	2.87	0.98	4.97	257.79	211.61	11.14
50%	2287	3.56	1.22	6.92	358.25	291.77	9.95
55%	2526	4.39	1.49	9.56	494.15	394.28	8.90
60%	2783	5.35	1.80	12.89	665.83	523.38	8.04
65%	2991	6.20	2.09	16.52	851.68	655.88	7.28
70%	3182	7.06	2.37	20.54	1057.28	790.55	6.67
75%	3356	7.91	2.67	25.13	1290.34	936.96	6.13
80%	3512	8.72	2.95	30.44	1558.75	1085.84	5.59
85%	3645	9.46	3.19	36.27	1851.78	1216.24	5.11
90%	3756	10.10	3.41	42.64	2169.84	1342.83	4.65
95%	3853	10.66	3.59	49.42	2506.09	1447.72	4.26
100%	3900	10.94	3.68	52.69	2667.33	1502.73	4.10



PERFORMANCE MEASURED WITH
28" x 9.4"
PROPELLER



PROPELLER

PARAMETER (UNIT)	VALUE
Diameter (in)	30 [762 mm]
Pitch (in)	10 [254 mm]
Weight (g)	97

TESTING CONDITIONS

PARAMETER (UNIT)	VALUE
ESC	microDRIVE LP
Control Algorithm	Trapezoidal
DC Bus Voltage (V)	52
Ambient Temperature (°C)	20 [68°F]
Starting Motor Temperature (°C)	80 [176°F]

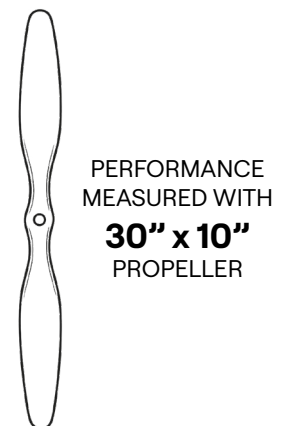
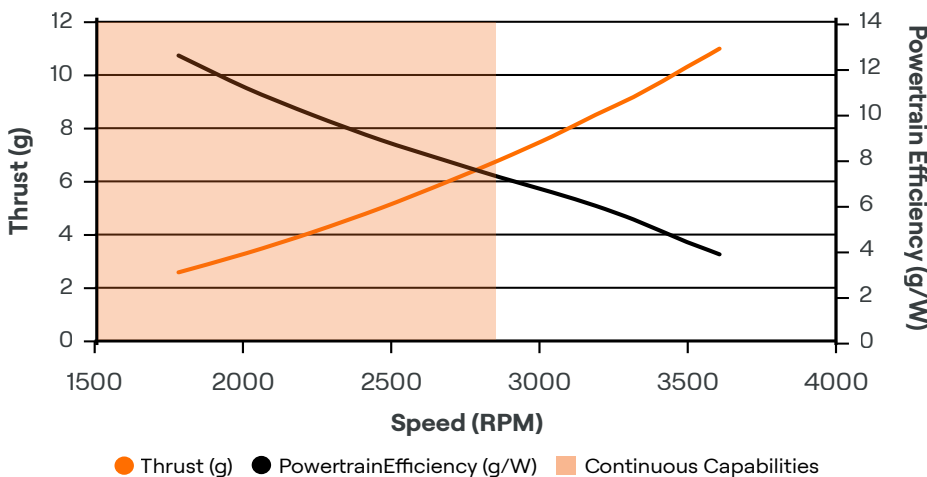
CONTINUOUS PERFORMANCE

PARAMETER (UNIT)	VALUE
Thrust (kg)	6.8
Speed (RPM)	2850
Current (A)	19.8
Torque (Nm)	2.3
Min Duration (sec)	180

PEAK PERFORMANCE

PARAMETER (UNIT)	VALUE
Thrust (kg)	10.8
Speed (RPM)	3570
Current (A)	53.6
Torque (Nm)	3.8
Max Duration (sec)	10

Throttle (%)	Speed (RPM)	Thrust (g)	Torque (Nm)	DC Current (A)	Electrical Power (W)	Mechanical Power (W)	Powertrain Efficiency (g/W)
40%	1783	2.58	0.88	3.97	206.11	164.10	12.52
45%	2012	3.30	1.16	5.74	297.44	243.83	11.09
50%	2235	4.09	1.40	7.97	412.72	326.63	9.91
55%	2466	5.00	1.74	10.98	567.29	448.33	8.81
60%	2682	5.95	2.12	14.56	751.08	595.61	7.92
65%	2869	6.82	2.37	18.48	951.08	710.68	7.17
70%	3043	7.69	2.63	22.95	1178.97	839.54	6.52
75%	3189	8.50	2.94	27.97	1432.79	980.44	5.93
80%	3317	9.17	3.21	33.69	1720.85	1113.37	5.33
85%	3414	9.76	3.30	39.93	2032.22	1179.86	4.80
90%	3497	10.30	3.59	46.83	2374.27	1315.75	4.34
95%	3573	10.77	3.78	53.61	2711.20	1414.15	3.97
100%	3607	10.99	3.83	57.22	2897.46	1448.07	3.80





05 Ordering Options

SKU	Enclosure
106307	KV100 - Semi-Enclosed
106314	KV100 - Open Frame

Looking for alternative KVs? Inquire for more details.

The secret is in the source

All Hargrave Technologies products are engineered, manufactured and tested in Australia from first class components. Australia is classed as a domestic source under Title III of the United States Defense Production Act.

Hargrave Technologies products are backed by complete vertical integration across engineering, manufacturing and testing. Hardware design, production and validation are all controlled in-house by the Hargrave team, enabling rapid iteration, strict quality control and dependable production continuity. The result is a propulsion system engineered for repeatable performance, manufacturing certainty and long-term reliability in demanding UAS applications.





06 Built by Hargrave

Over a decade of powering the most advanced uncrewed systems in the world exposed the same flaws everywhere; high weight, high losses, poor cooling, and reliability numbers that seem imaginary. Motors that just aren't cut out for the real world.

HT8 is designed to be everything we think a motor should be.

Designed, manufactured and tested in-house, HT8 benefits from tight vertical integration across the entire development pipeline. This control enables rapid iteration, consistent build quality and a level of validation that others cannot match.

HT8 is built to deliver predictable, reliable performance under sustained load, not just peak conditions.

Response Ready.

Contact us.

Sales

If you'd like to find out more about how you can take off with HT8, get in touch with our sales engineers at:

sales@hargravetechnologies.com

Documentation

For a detailed technical overview and operations manual, visit:

docs.hargravetechnologies.com

Technical

For any technical questions, please reach out to your technical contact at Hargrave or email us at:

contact@hargravetechnologies.com



07 Revisions

Revision	Date	Description
1.0	12/05/2026	Initial Release

08 Disclaimer

This electric motor datasheet is provided for informational purposes only. This motor is designed and intended solely for use in uncrewed aerial vehicles (UAVs) and drones. It is not intended for any other applications in which a malfunction or failure may cause loss of life, injury or property damage, including but not limited to crewed aviation.

Hargrave Technologies Pty Ltd (ABN 45 670 453 120) and its Related Bodies Corporate are collectively referred to as "Hargrave". Hardware, software and related technologies described in this document are collectively referred to as "Product".

By using Product, you agree that:

- Product is specifically designed only for use in UAV propulsion. Any other use is not supported or recommended without consultation with Hargrave.
- Hargrave Technologies reserve the right to change the data provided in this datasheet at any time without prior notice. It is the responsibility of the user to ensure that they have the most up-to-date information.
- The information contained in this datasheet is proprietary and confidential. Reproduction, distribution, or any other use of this information without the explicit permission of Hargrave is strictly prohibited.
- Product may be controlled under the Australian Defence Trade Controls Act. Unauthorized export or re-export of Product is prohibited without explicit permission from Hargrave. It is the responsibility of the user to comply with all applicable export control laws and regulations.
- Reverse engineering of Product, including but not limited to disassembly, decompilation, or any other attempt to derive the source code or underlying technology, is strictly prohibited.
- Hargrave shall not be liable for any damages, injuries, or losses arising from the use of Product in unspecified applications.
- Hargrave shall not be liable for any loss of income, profits, or property resulting from the use or inability to use Product, even if advised of the possibility of such damages.
- Hargrave shall not be liable for any damages, injuries, or losses resulting from the design, application, or integration of Product into customer projects or systems.
- Any modifications or alterations made to Product are strictly prohibited and may result in unsafe operation, voiding of warranty, and legal consequences.
- Product is only certified or compliant to standards and legislation explicitly mentioned in this document. Any other certifications or compliance not explicitly stated herein are not applicable.
- It is the responsibility of the user to seek guidance from Hargrave for any applications other than UAVs to determine suitability, compliance, and safety.
- By using Product, you acknowledge and agree to abide by the terms of this disclaimer. If you do not agree with these terms, you must not use Product for any purpose.

Please consult Hargrave for guidance on the use of Product in applications other than UAVs.